


Tightening the gap at the bottom of the box




1 Showing the unwanted gap.



2 Remove bottom cover and cut the cable ties that hold things together.




3 Move wire harness away from the exit tunnel.



4 Use dremmel tool to make the exit tunnel deeper.




5 Showing the exit tunnel made deeper.



6 Pull the red wire harness with the red wires through the tunnel, having 50% red wires out and 50% in the box.



7 Use electrical tape to cover exposed red wires.



9 Pull original wires back through the tunnel.



13 Secure cable tie in place.



10 Drill two 1/4" holes on each side of the bottom of the box in this location - see below as well.



11 Showing the location of the holes to be drilled.



12 Reattach bottom of box while feeding a cable tie through, underneath all exiting wires from the harness, as shown.



14 Gap is now deleted.